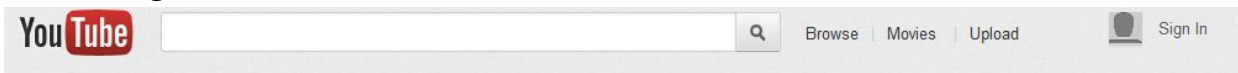


## Creating a YouTube Account

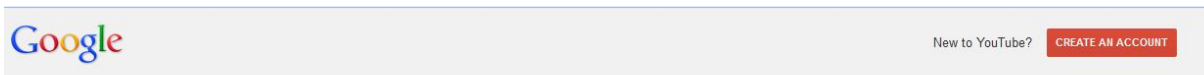
If you have an existing Gmail account you do not need to create a YouTube account. Use your Gmail account username and password to sign-in to YouTube. If you do not have a Gmail account or would like to create a separate account follow the steps below:

Go to [www.youtube.com](http://www.youtube.com)

> Click Sign In



> Click Create Account



Sign in to YouTube!

Join the largest worldwide video community!

Get full access to YouTube with your account:

- Upload and share your own videos with the world
- Comment on, rate, and make video responses to your favorite videos
- Build playlists of favorites to watch later

Sign in Google

Email or YouTube username

Password

Stay signed in

[Can't access your account?](#)

> Fill in the necessary information > Next Step

Name  
First  Last

Choose a Google username  
 @gmail.com

Create a password

Confirm your password

Birthday  
Month  Day  Year

Gender  
I am...

Mobile phone

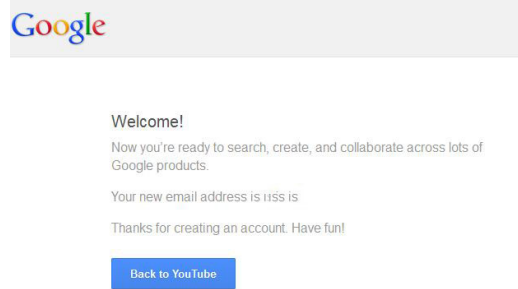
Your current email address

Location  
United States

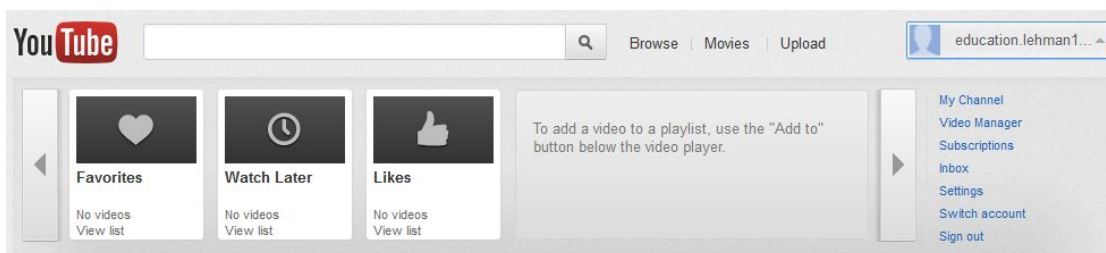
I agree to the [Google Terms of Service](#) and [Privacy Policy](#)

Google may use my account information to personalize +1's on content and ads on non-Google websites. [About personalization.](#)

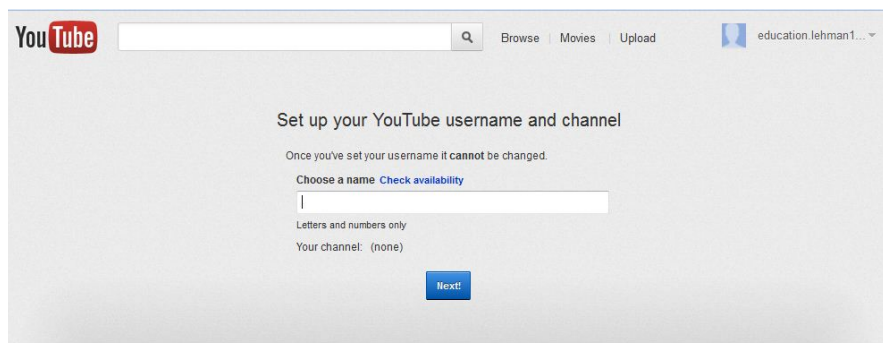
## > Click Back to YouTube



## Setting up your YouTube Channel: Click on account name > Click My Channel



## > Enter name of channel > Click Next



## > Set Privacy and Sharing settings > All done!

