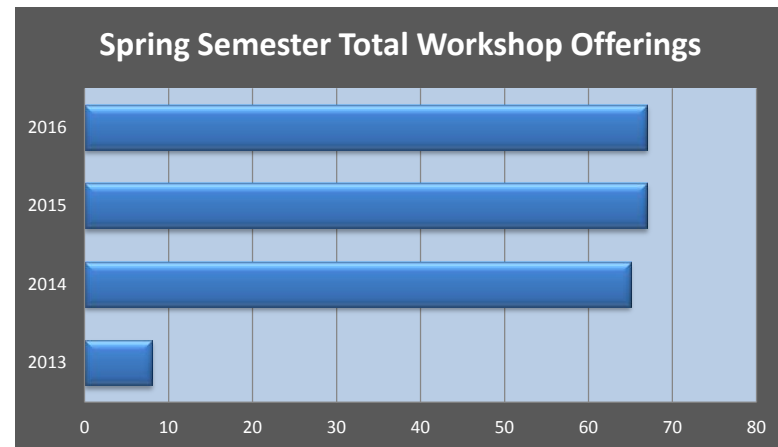


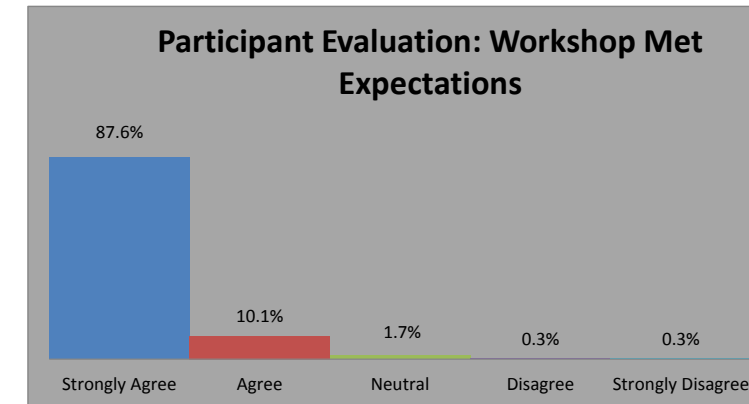
Spring 2016 Workshop Results

Spring	Total Workshop
2013	8
2014	65
2015	67
2016	67
Grand Total	207

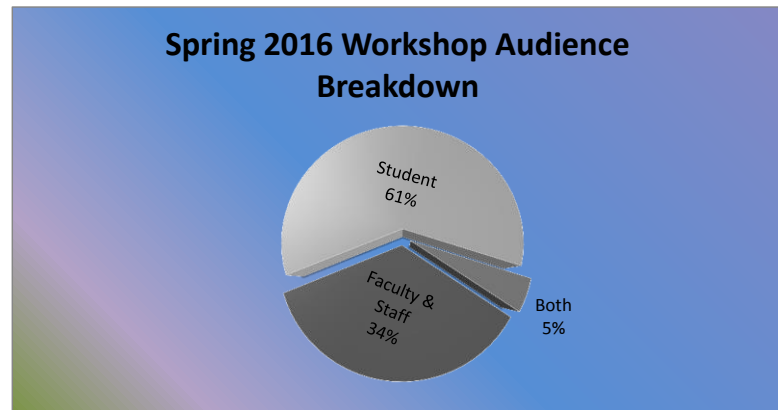


Workshop Met Expectations	
Expectations	Percent
Strongly Agree	87.6
Agree	10.1
Neutral	1.7
Disagree	0.3
Strongly Disagree	0.3

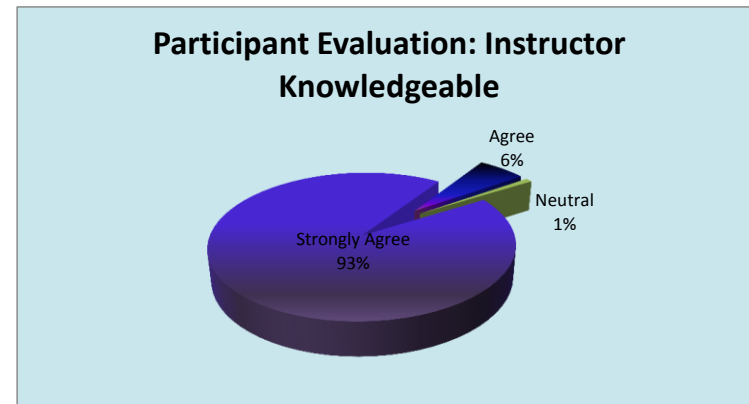
Spring 2016 Workshop Evaluation Results



Spring	Section Total
Faculty & Staf	23
Student	41
Both	3
Grand Total	67

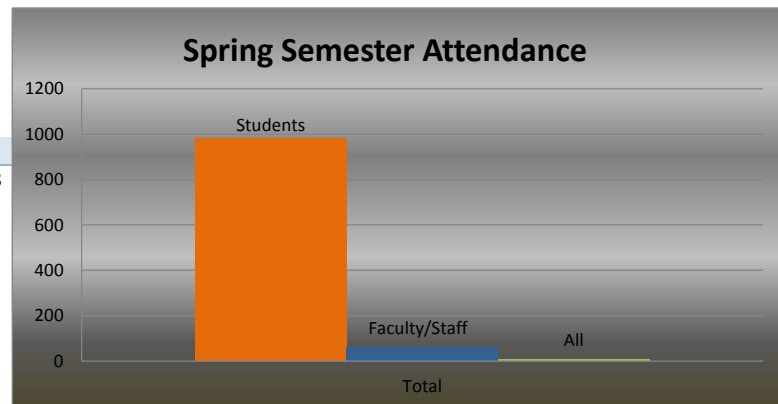


Instructor Knowledgeable	
Knowledge	Percent
Strongly Agree	93.04
Agree	6.09
Neutral	0.87
Disagree	0
Strongly Disagree	0

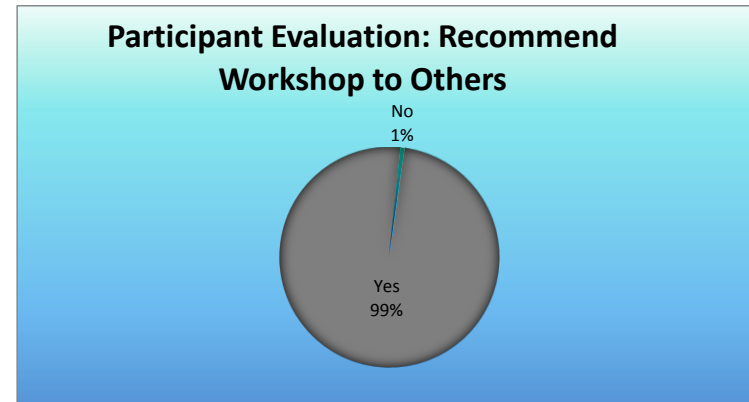


Spring Semester Attendance		
Students	Faculty/Staff	All
981	62	8

Student orientation workshops included in this count



Recommend to Others	
Recommend	Percent
Yes	99.41
No	0.59



As of: June 14th 2016

IT Division: Student, Faculty, and Staff Support Team