

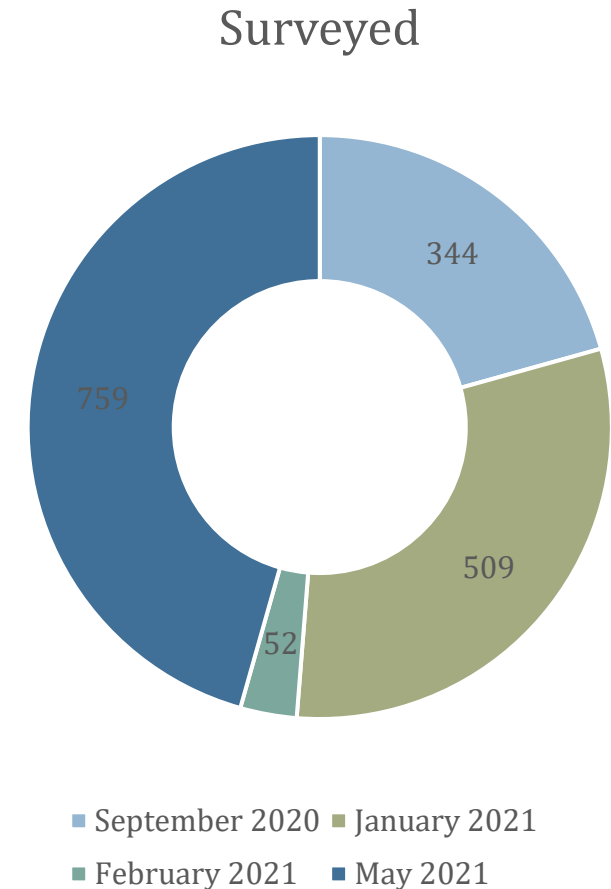
First Destination Survey Class of 2020/2021

Lehman College | Career Exploration & Development Center

About the Survey

- The 2020/2021 First Destination Survey was completed in May 2022 surveying a total of 3,867 graduates.
- Knowledge rate of 42.98% (1,664 graduates) was obtained from the September 2020, January 2021, February 2021, and May 2021 graduating classes.

It is important to note that not every respondent answered every question that was asked on the survey. Additionally, not all information listed on the survey could be obtained, through LinkedIn data mining.

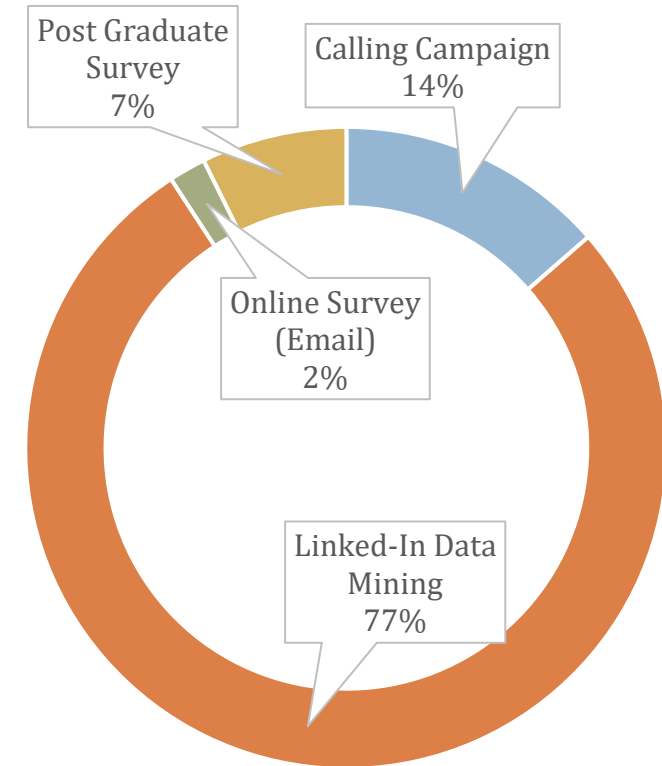


Methodology

For all graduates, first destination data was obtained through:

- Calling Campaign
- Emailed surveys
- Linked-In data mining
- Post Graduate Survey (IT)

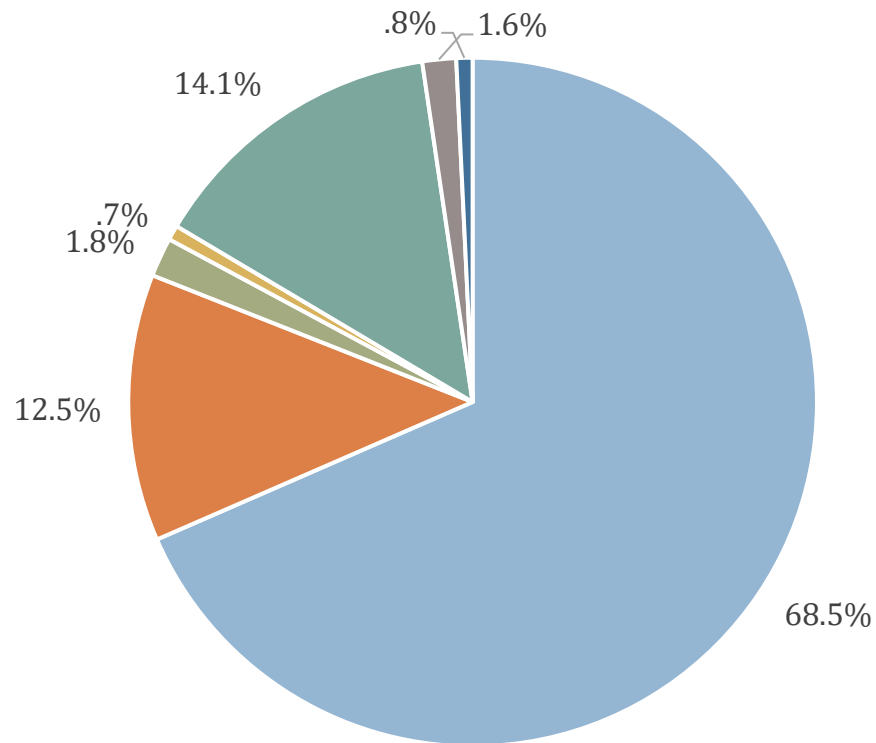
Knowledge Rate (N=1,664)



- Calling Campaign
- Linked-In Data Mining
- Online Survey (Email)
- Post Graduate Survey

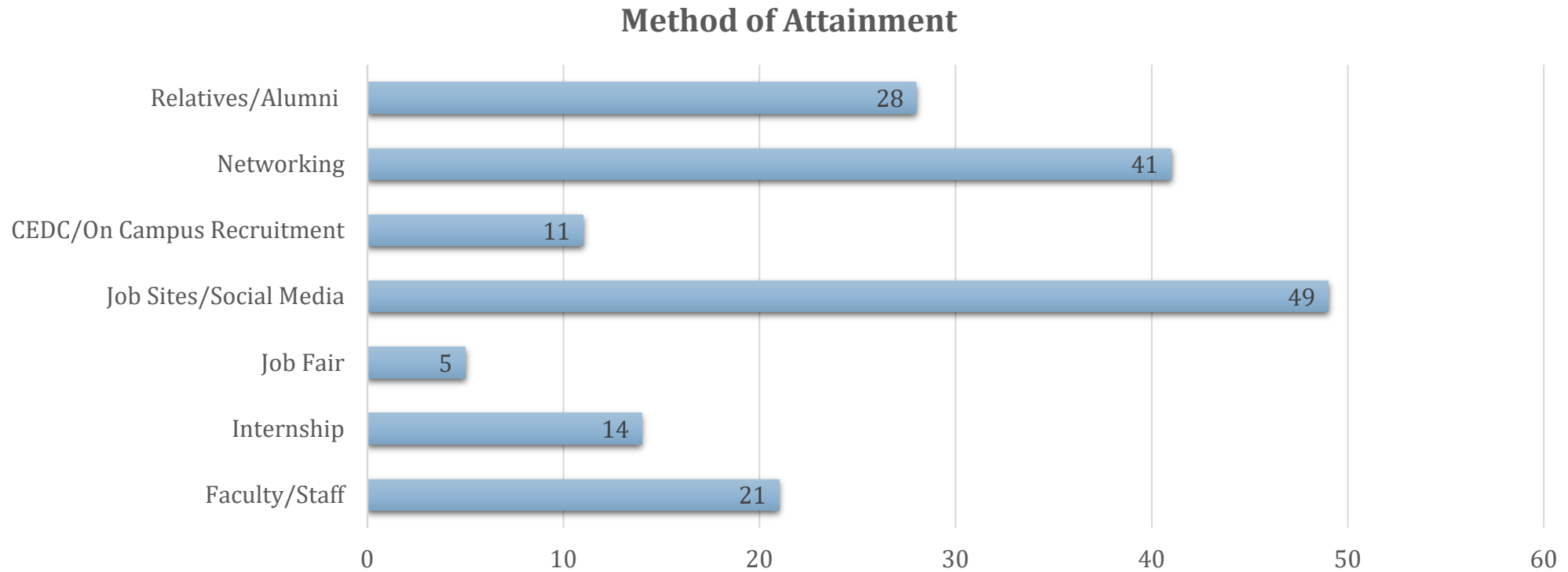
First Destination After Graduation

Primary Activity After Graduation (N = 1,579)



- Employed Full Time, Freelance, Entrepreneur (68.5% or 1081 graduates)
- Employed Part Time (12.5% or 198 graduates)
- Enrolled in Program of Continuing Education (1.8% or 29 graduates)
- Employed in Post Graduate Internship or Fellowship (.7% or 11 graduates)
- Seeking Employment (14.1% or 223 graduates)
- Other (Volunteer, U.S. Military, Temporary or Not Seeking (1.6% or 25 graduates)
- Planning to continue education but not yet enrolled (.8% or 12 graduates)

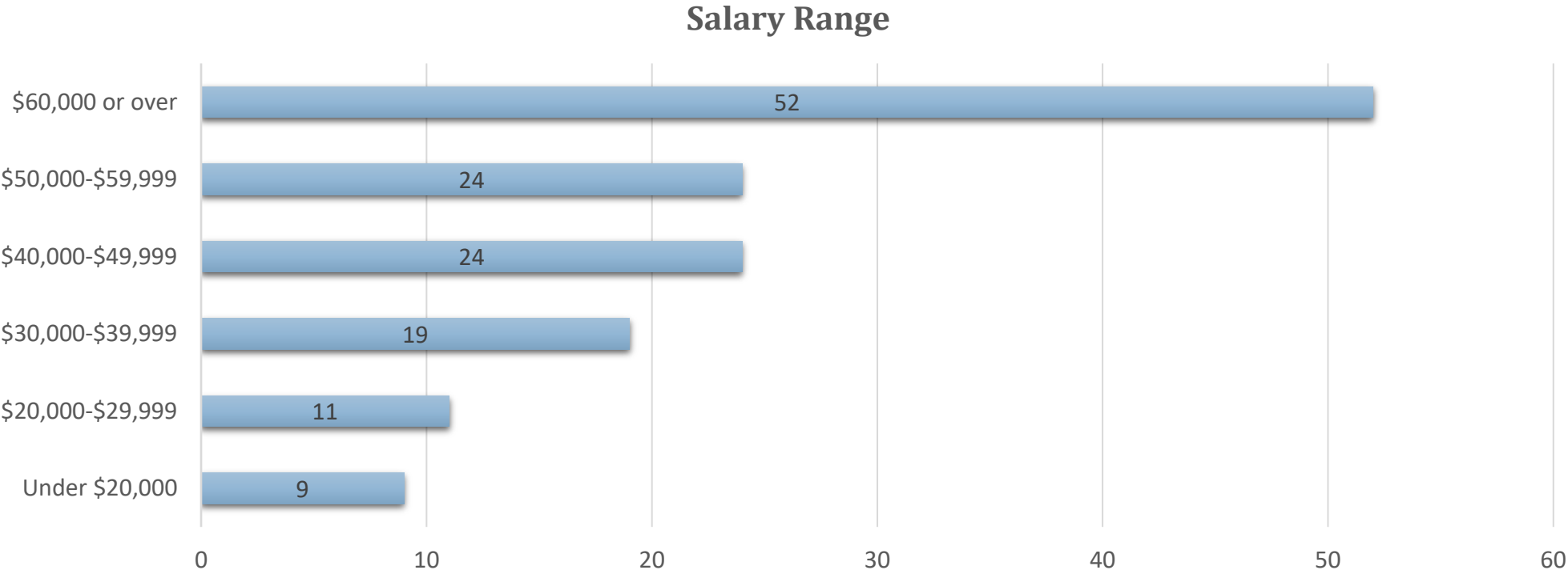
How Did They Learn About The Position?



For graduates who are employed and chose to disclose the method by which they were able to secure the position, networking and job sites/social media continue to be the most common. The results are consistent with CEDC's recommendations via The Art of Networking and Your Job Search Action Plan workshops, along with updated targeted job sites students receive from career advisors by industry/major.

What Do They Earn?

Respondents who chose to disclose their salary earn:



Earnings by Major

Under \$25,000

Computer Information Systems
 Computer Science
 Exercise Science
 Film and TV Studies
 Health Education and Promotion
 Health Services Administration
 Political Science
 Psychology
 Recreation Education
 Social Work
 Therapeutic Recreation

\$20,000 - \$29,999

Computer Science
 Exercise Science
 Health Education and Promotion
 Health Services Administration
 Nursing
 Political Science
 Social Work

\$30,000 - \$39,999

Accounting
 Anthropology
 Biology
 Business
 Computer Science
 Dietetics, Foods and Nutrition
 Health Education and Promotion
 Health Services Administration
 Psychology
 Sociology
 Spanish
 Social Work

\$40,000 - \$49,999

Accounting
 Family Nurse Practitioner
 Health Education and Promotion
 Health Services Administration
 History
 Psychology
 Recreation Education
 Sociology
 Social Work
 Speech Pathology and Audiology

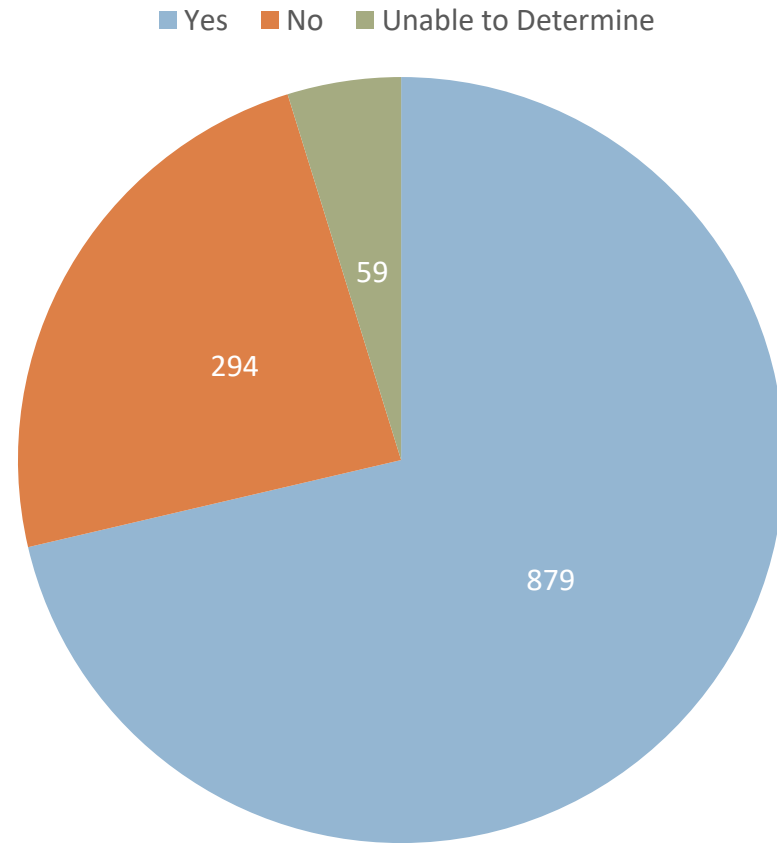
\$50,000 - \$59,999

Accounting
 Business
 Counselor Education
 Computer Information Systems
 Education
 Exercise Science
 Health Education and Promotion
 Health Services Administration
 Media Communication Studies
 Organizational Leadership
 Philosophy
 Psychology
 Speech Pathology and Audiology

\$60,000 and over

Anthropology, Biology, Chemistry
 Accounting
 Business
 Computer Information Systems
 Computer Science
 Education
 English
 Health Services Administration
 Liberal Studies
 Nutrition
 Organizational Leadership
 Psychology
 Recreation Education
 Sociology
 Social Work
 Speech Pathology and Audiology

Position Related to Major:



Student self-identification as well as a departmental review process was used to correlate position with major.

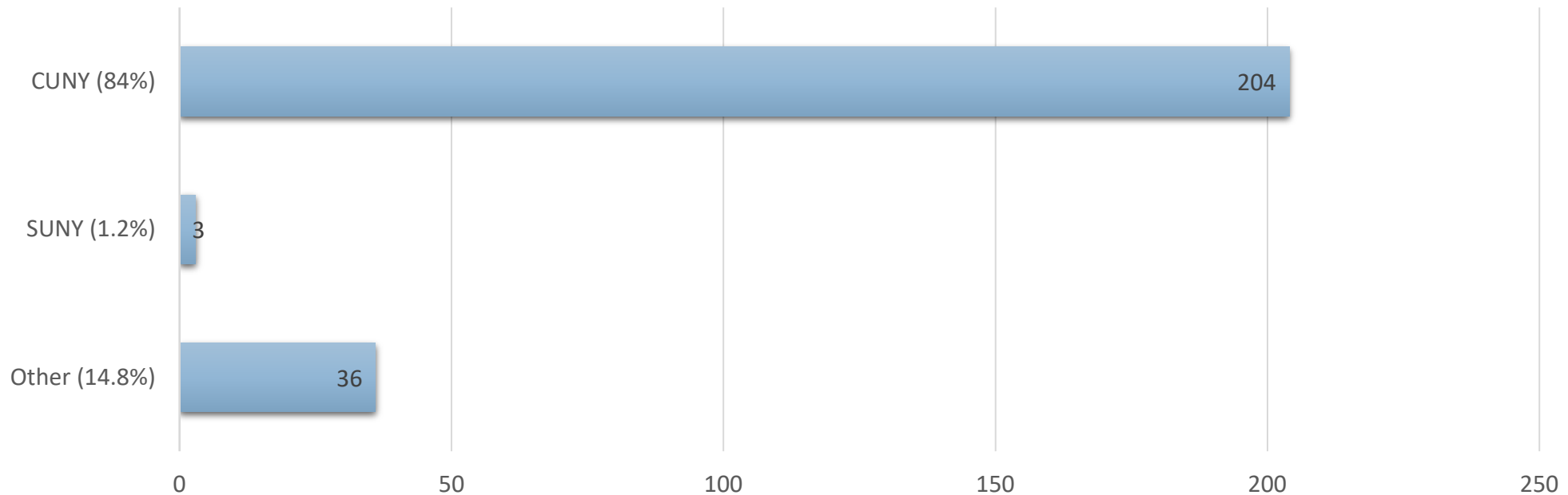
Selected Employing Organizations Hiring More Than One Graduate of the Class of 2020/2021

- 1199 Benefit and Pension Fund
- American Express
- Bright Horizons
- Bronx Community Charter School
- BronxCare Health System
- Bronx Works
- Chase Bank
- Children's Aid Society
- Citibank
- CITY MD
- Deloitte
- Harlem Children's Zone
- HealthFirst
- Hospital for Special Surgery
- Jacobi Medical Center
- JP Morgan Chase
- Lehman College
- Memorial Sloan Kettering Cancer Center
- Montefiore Medical Center
- Mount Sinai Health System
- New York Presbyterian Hospital
- Northwell Health
- NYC Department of Education
- NYC Health and Hospitals
- US Department of Veteran Affairs
- Wells Fargo

Graduate/Professional School/Advanced Coursework

Through the utilization of emailed surveys, LinkedIn data mining and the calling campaign, 243 graduates who responded to the survey were identified to be pursuing additional coursework/studies. Of all respondents, 84% chose to continue with CUNY while 1.2% attend SUNY and 14.8% attend either private or out of state schools.

Continuing Education (N=243)



Where Are They Studying?

The majority (95.5%) of respondents chose to continue their studies in New York while 4.5% are enrolled in 7 other states including Arizona, Connecticut, Minnesota, New Jersey, Pennsylvania, South Carolina, and Texas.

Most Commonly Selected Institutions:

- Baruch College
- City College
- Columbia University
- Hunter College
- Lehman College
- Long Island University
- Mercy College
- New York University
- Rutgers University
- Stonybrook University
- Touro College