

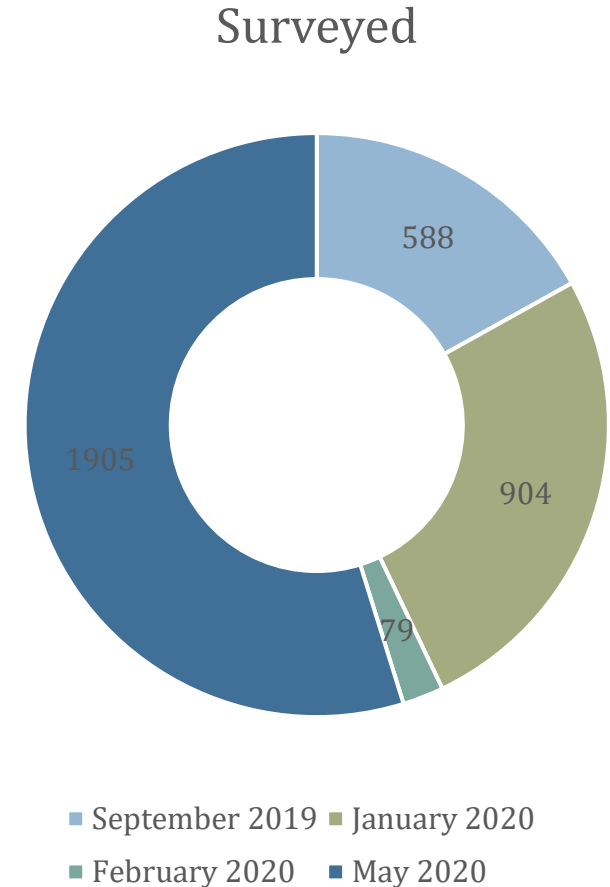
First Destination Survey Class of 2019/2020

Lehman College | Career Exploration & Development Center

About the Survey

- The 2019/2020 First Destination Survey was completed in May 2021 surveying a total of 3,476 graduates.
- Knowledge rate of 47.27% (1,643 graduates) was obtained from the September 2019, January 2020, February 2020, and May 2020 graduating classes.

It is important to note that not every respondent answered every question that was asked on the survey. Additionally, not all information listed on the survey could be obtained, through LinkedIn data mining.

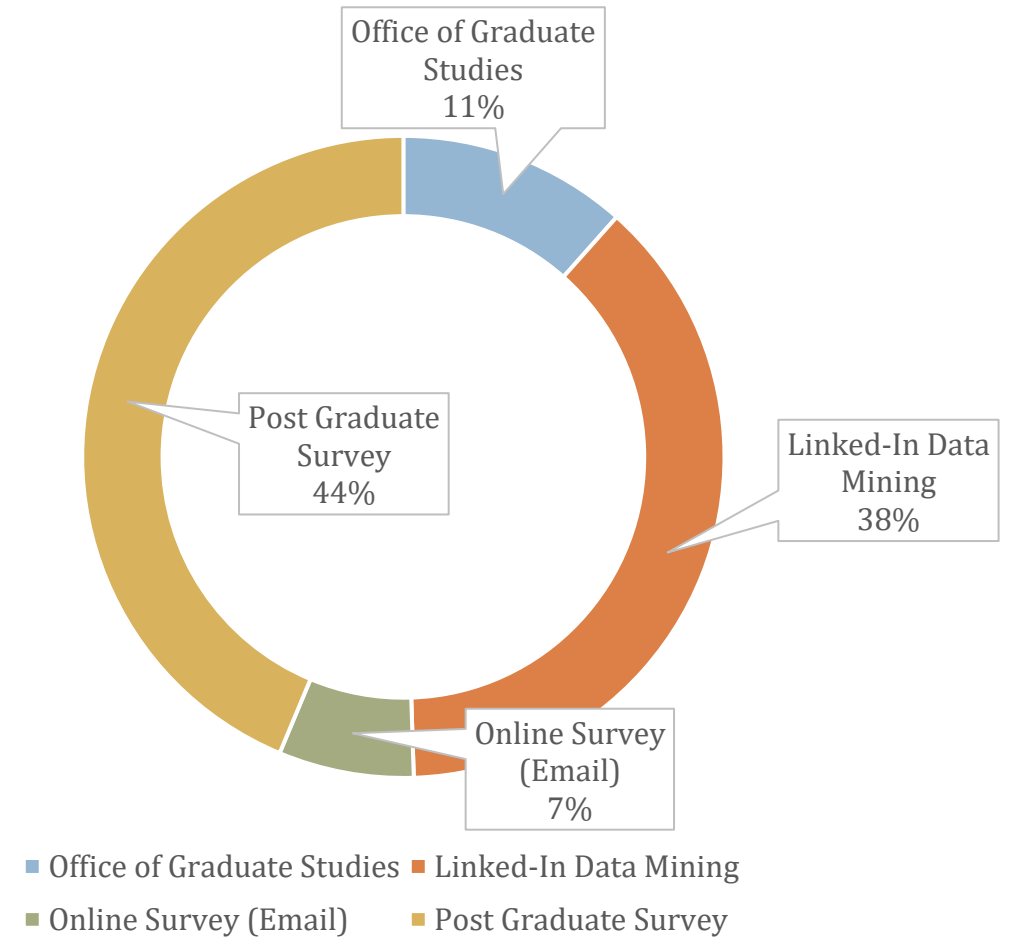


Methodology

For all graduates, first destination data was obtained through:

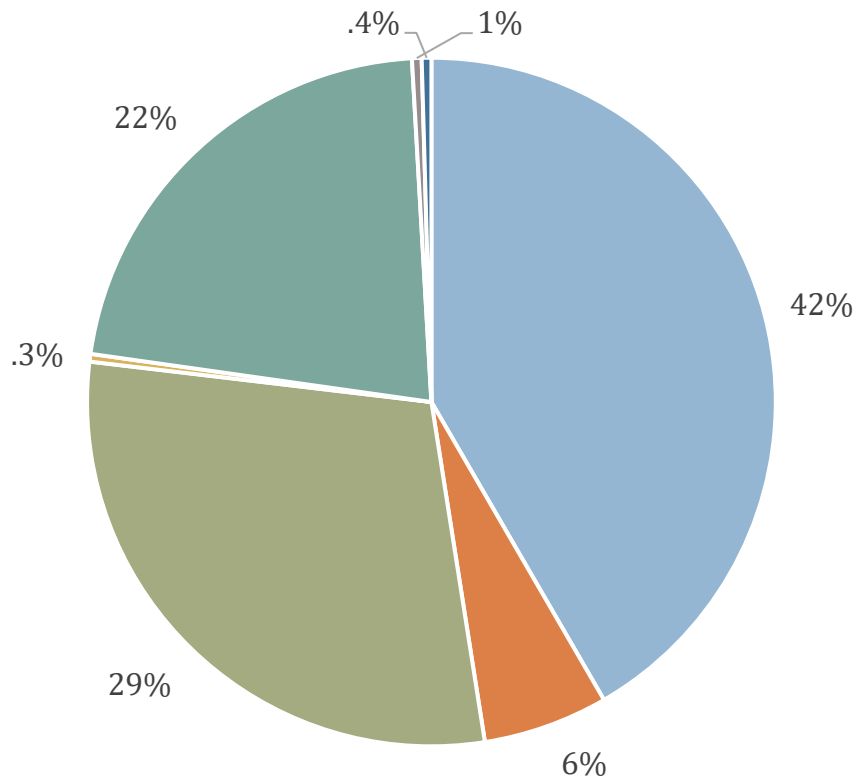
- Emailed surveys
- Linked-In data mining
- Post Graduate Survey (IT)
- The Office of Graduate Studies at Lehman College

Knowledge Rate (N=1,643)



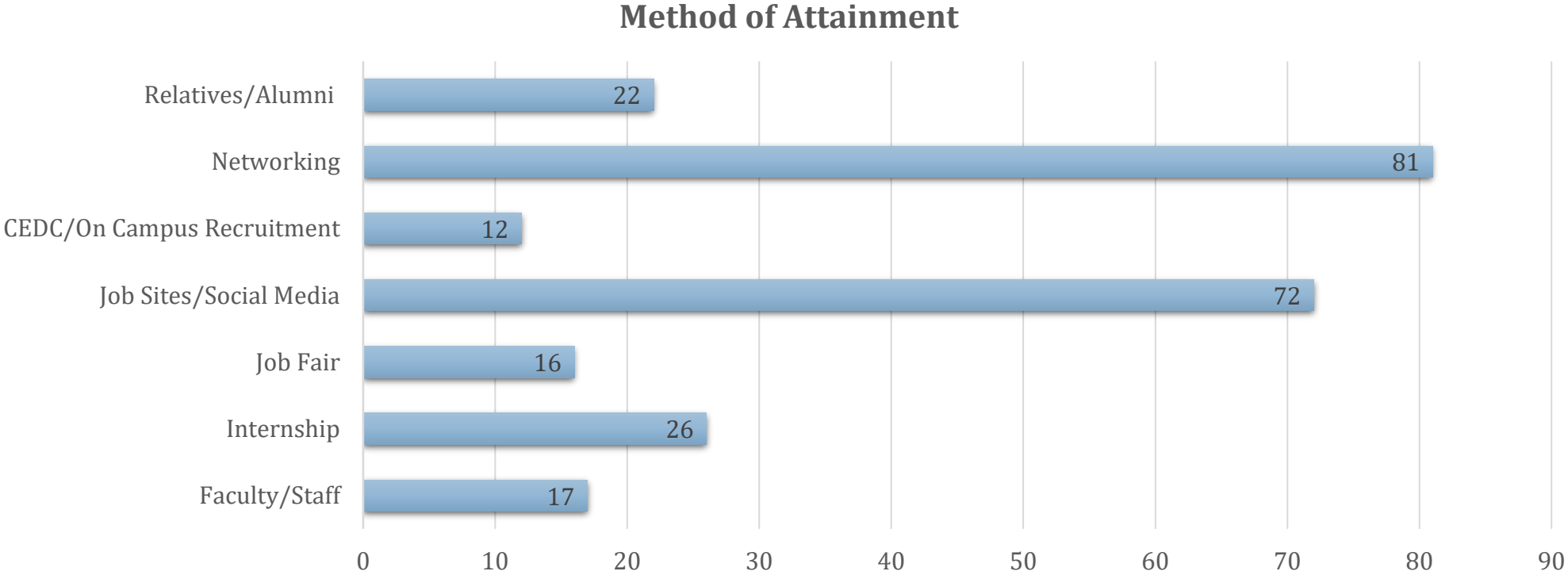
First Destination After Graduation

Primary Activity After Graduation (N = 1,107)



- Employed Full Time, Freelance, Entrepreneur (41.6% or 461 graduates)
- Employed Part Time (5.9% or 65 graduates)
- Enrolled in Program of Continuing Education (29.5% or 325 graduates)
- Employed in Post Graduate Internship or Fellowship (.3% or 4 graduates)
- Seeking Employment (21.9% or 242 graduates)
- Other (Volunteer, U.S. Military or Not Seeking (.4% or 5 graduates)
- Planning to continue education but not yet enrolled (.4% or 5 graduates)

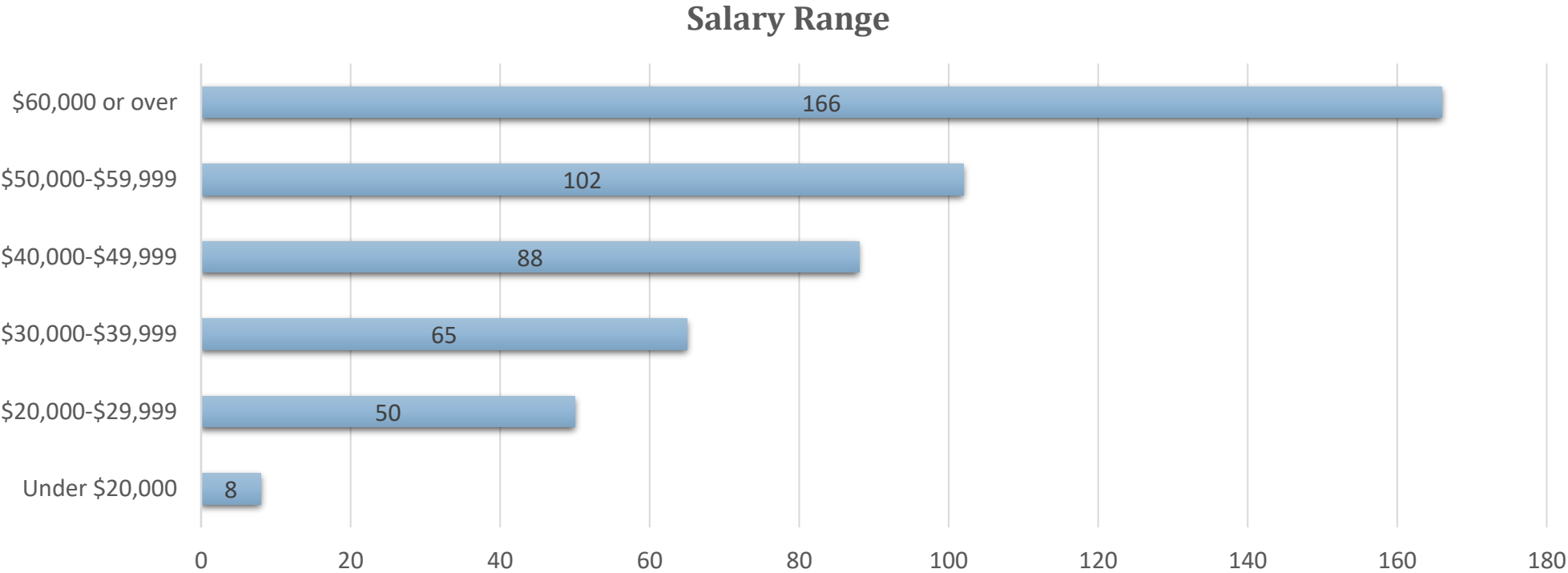
How Did They Learn About The Position?



For graduates who are employed and chose to disclose the method by which they were able to secure the position, networking and job sites/social media are the most common. The results are consistent with CEDC's recommendations via The Art of Networking and Your Job Search Action Plan workshops, along with updated targeted job sites by industry/major.

What Do They Earn?

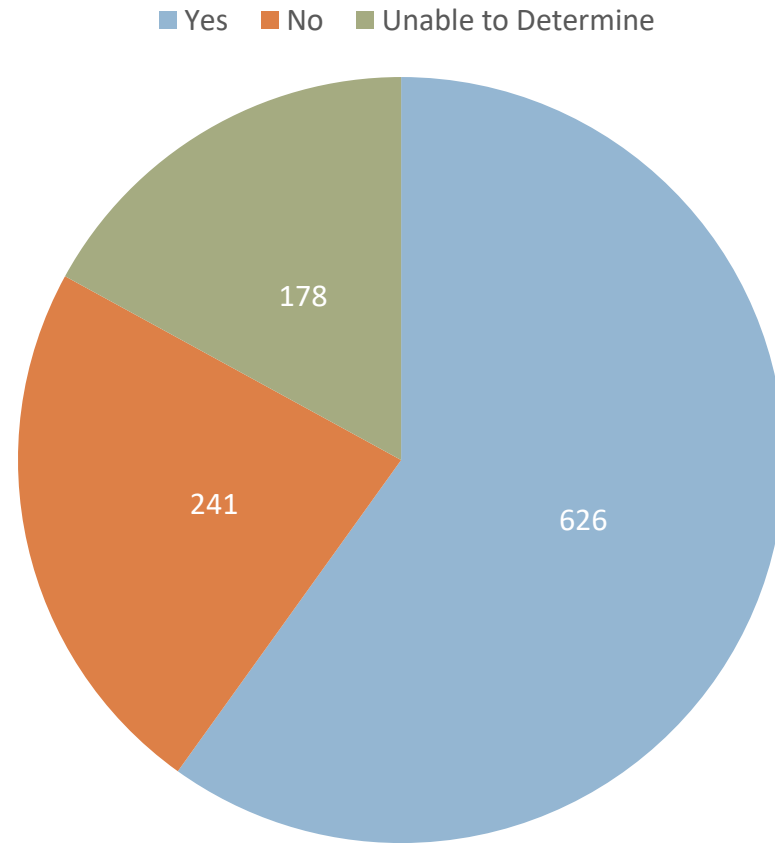
Respondents who chose to disclose their salary earn:



Earnings by Major

Under \$20,000		\$40,000 - \$49,999	\$50,000 - \$59,999	\$60,000 or over
Biology		Accounting	Accounting	Accounting
Business Administration		Africana Studies	Africana Studies	Africana Studies
Chemistry		Biology	Biology	Biology
Computer Information Systems		Business	Business Administration	Business Administration
Education		Business Administration	Chemistry	Computer Graphics and Imaging
Mathematics	\$30,000 - \$39,999	Computer Information Systems	Computer Information Systems	Computer Information Systems
Psychology		Counselor Education	Counselor Education	Computer Science
		Dietetics, Foods and Nutrition	Dietetics, Foods and Nutrition	Counselor Education
		Education	Education	Dietetics, Foods and Nutrition
		English	English	Education
		English Education	Exercise Science	Education Leadership
		Health Services Administration	Family Nurse Practitioner	Health Education and Promotion
		History	Geographic Information Science	Health Services Administration
		Mathematics	Health Services Administration	Liberal Studies
		Media Communication Studies	Journalism	Mathematics
		MHCPolitical Science	Mathematics	Nursing
		Nursing	Media Communication Studies	Nutrition
		Organizational Leadership	Multimedia Performing Arts	Organizational Leadership
		Political Science	Nutrition	Philosophy
		Psychology	Political Science	Political Science
		Recreation Education	Psychology	Psychology
		Science Education	Public Health	Public Health
		Social Work	Recreation Education	Recreation Education
		Sociology	Social Work	Social Work
		Spanish	Sociology	Speech Pathology and Audiology
		Speech Pathology and Audiology	Speech Pathology and Audiology	Therapeutic Recreation
		Therapeutic Recreation		

Position Related to Major:



Student self identification as well as a departmental review process were used to correlate position with major.

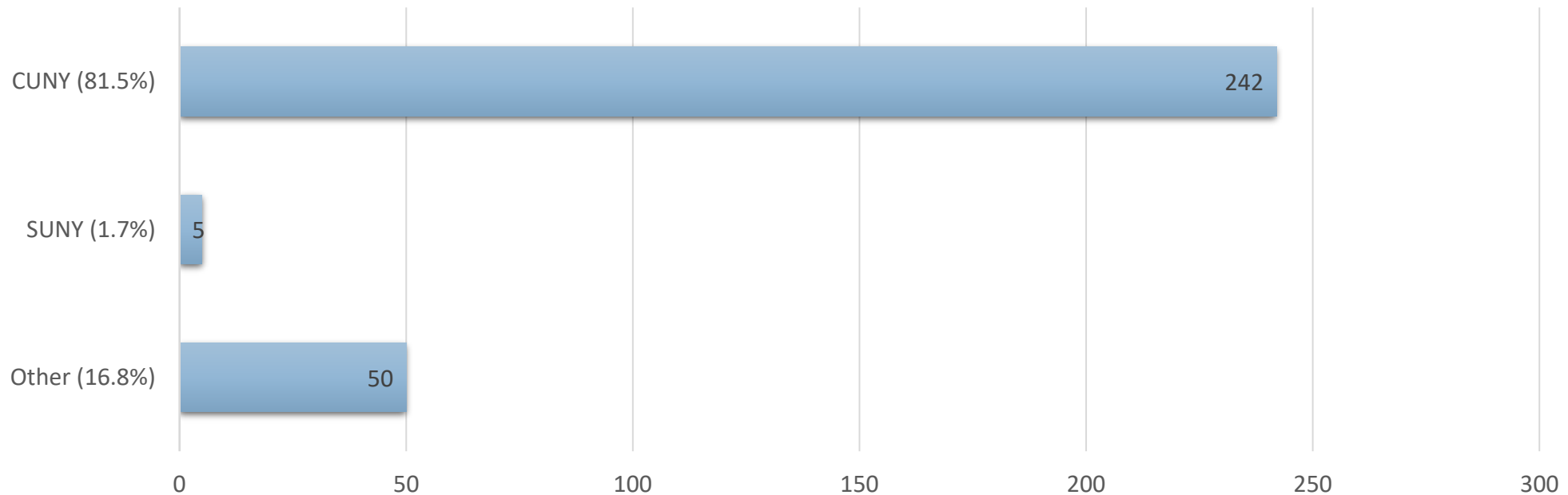
Selected Employing Organizations Hiring More Than One Graduate of the Class of 2019/2020

- Amber Charter Schools
- American Express
- ANDRUS
- ArchCare
- Bank of America
- Bright Horizons
- Bronx Community College
- BronxCare Health System
- Bronx Works
- Children's Aid Society
- Citibank
- CITY MD
- Columbia University Irving Medical Center
- Harlem Children's Zone
- HealthFirst
- Jacobi Medical Center
- JP Morgan Chase
- Lehman College
- Los Ninos
- Memorial Sloan Kettering Cancer Center
- Montefiore Medical Center
- Mount Sinai Health System
- New York Presbyterian Hospital
- NYC Department of Education
- NYC Health and Hospitals
- PwC
- The New York Foundling
- Visiting Nurse Service of New York

Graduate/Professional School/Advanced Coursework

Through the utilization of the Office of Graduate Studies and emailed/in person surveys, 297 graduates who responded to the survey were identified to be pursuing additional coursework/studies. Of all respondents, 81.5% chose to continue with CUNY while 1.7% attend SUNY and 16.8% attend either private or out of state schools.

Continuing Education (N=297)



Where Are They Studying?

The majority (96.3%) of respondents chose to continue their studies in New York while 3.7% are enrolled in 7 other states including Pennsylvania, Utah, Washington DC, Indiana, Massachusetts, Michigan, and New Jersey.

Most Commonly Selected Institutions:

- Baruch College
- City College
- Columbia University
- CUNY Graduate School of Public Health and Health Policy
- Fordham University
- Hunter College
- John Jay College of Criminal Justice
- Lehman College
- Long Island University
- Mercy College
- New York University
- Pace University
- Queens College
- Stonybrook University
- Touro College