

March 28, 2018

# Lehman Senate Budget Committee Report

Based on committee meeting on 2/28/2018

## *Membership and attendance of Joint committee of Senate and FP&B Budget and Long-Range Planning*

### **Senators**

Haiping Cheng  
Amod Choudharv  
Thomas Conroy  
Gul Sonmez  
Sheila Blachman  
Daniel Kabat

### **FP&B members**

James Mahon  
Abigail McNamee  
Brian Murphy  
Dene Hurley  
Ryan Raam  
Marie Marianetti

### **Administration**

Vincent Clark  
Harriet Fayne  
Bethania Ortega

### **Students**

Saac Atif  
Shaffiou Assoumanou  
Guest  
Ruth Wanger

**The Budget committee meeting was called to order at 1:40 pm by Haiping Cheng on Feb 28, 2018, in Shuster 336.**

### **Lehman College budget update, VP Clark**

>>FY2018 2<sup>nd</sup> quarter financial report was presented and discussed in detail. (details on next slide)

### **Provost report:**

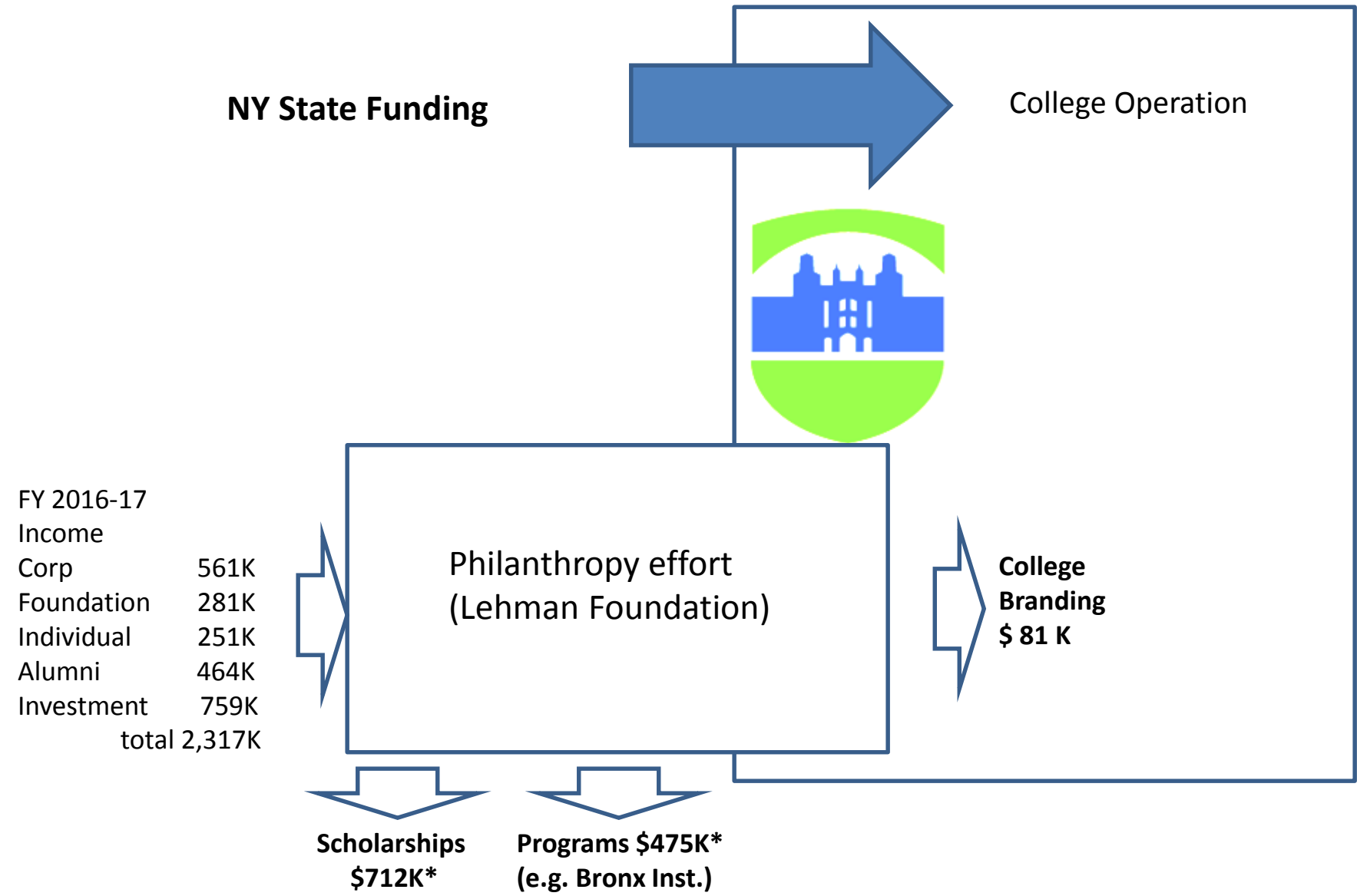
- >> Faculty travel funds for FY2018 by schools was presented and discussed.
- >> Update on current faculty search: 20 replacement lines and 5 new lines.
- >> Update on faculty searches in FY2019: 8 replacement lines and 5 new lines.

**Lehman Foundation financial report** (detail in next senate meeting)

**Lehman Grant and Contract Office, FY17 recovery budget** (detail in next senate meeting)

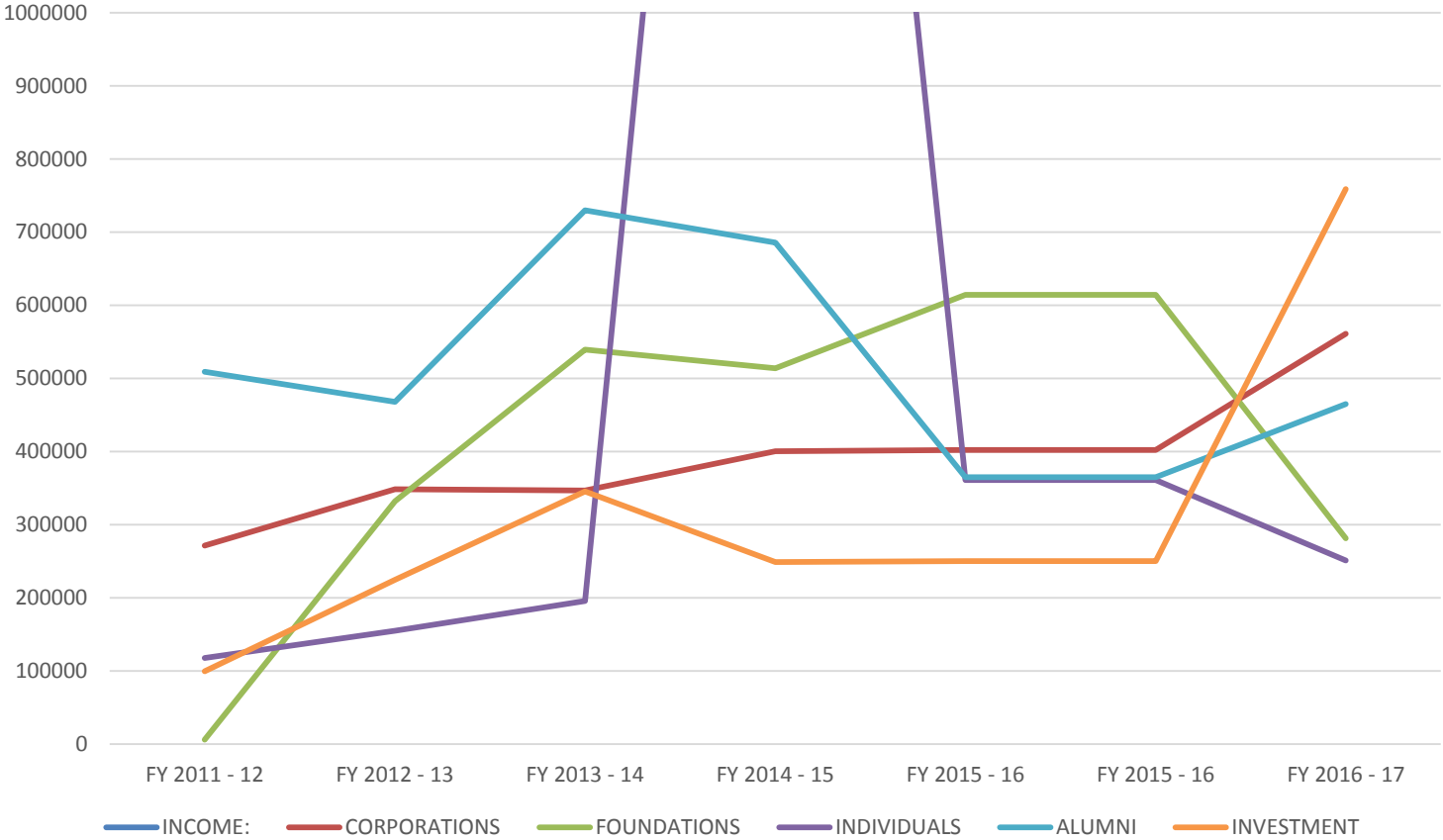
# Summary of Lehman Foundation Report

Based on Executive Director F. Gilbert Feb. 15, 2018 report

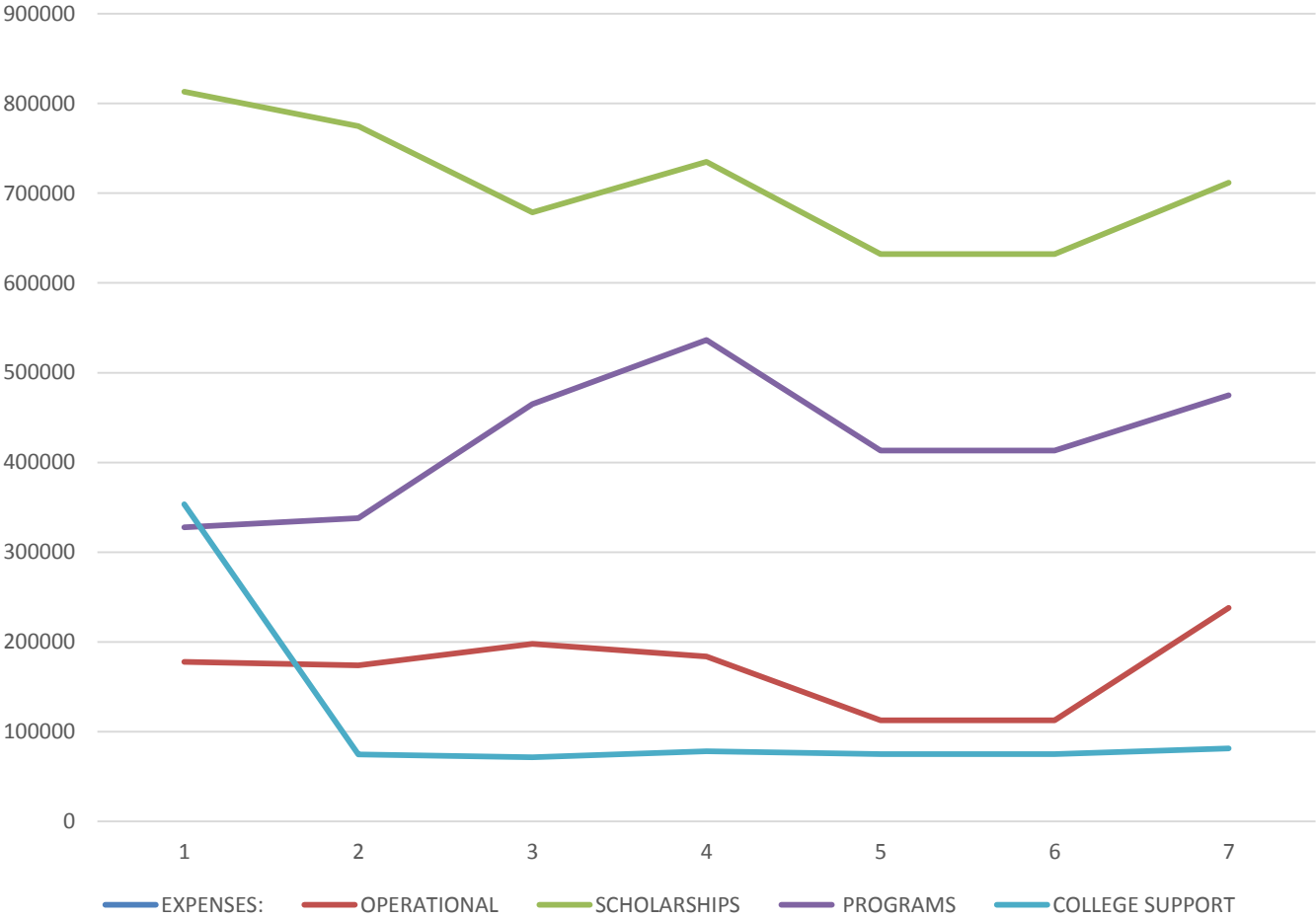


<b>FOUNDATION INCOME AND EXPENSES (CASH &amp; COMMITTED PLEDGES)</b>							
<b>FOR YEARS ENDED JUNE 30, 2012 THRU DECEMBER 31, 2016</b>							
	FY 2011 - 12	FY 2012 - 13	FY 2013 - 14	FY 2014 - 15	FY 2015 - 16	FY 2015 - 16	FY 2016 - 17
<b>INCOME:</b>							
CORPORATIONS	\$ 271,370	\$ 348,277	\$ 346,828	\$ 400,293	\$ 401,956	\$ 401,956	\$ 561,041
FOUNDATIONS	\$ 5,800	\$ 331,898	\$ 539,435	\$ 513,826	\$ 614,080	\$ 614,080	\$ 281,403
INDIVIDUALS	\$ 117,644	\$ 154,817	\$ 195,382	\$ 2,833,257	\$ 361,100	\$ 361,100	\$ 251,045
ALUMNI	\$ 509,094	\$ 467,768	\$ 730,049	\$ 685,515	\$ 364,936	\$ 364,936	\$ 464,749
INVESTMENT	\$ 99,569	\$ 224,548	\$ 345,475	\$ 248,900	\$ 250,000	\$ 250,000	\$ 758,986
<b>TOTAL INCOME</b>	<b>\$ 1,003,477</b>	<b>\$ 1,527,308</b>	<b>\$ 2,157,168</b>	<b>\$ 4,681,791</b>	<b>\$ 1,992,072</b>	<b>\$ 1,992,072</b>	<b>\$ 2,317,224</b>
<b>EXPENSES:</b>							
OPERATIONAL	\$ 177,634	\$ 174,002	\$ 197,685	\$ 183,670	\$ 112,520	\$ 112,520	\$ 238,117
SCHOLARSHIPS	\$ 813,102	\$ 774,638	\$ 678,679	\$ 735,077	\$ 632,071	\$ 632,071	\$ 711,890
PROGRAMS	\$ 327,557	\$ 338,058	\$ 464,979	\$ 536,433	\$ 413,161	\$ 413,161	\$ 474,867
COLLEGE SUPPORT	\$ 353,460	\$ 74,814	\$ 71,337	\$ 78,078	\$ 75,136	\$ 75,136	\$ 81,430
<b>TOTAL EXPENSES</b>	<b>\$ 1,671,753</b>	<b>\$ 1,361,512</b>	<b>\$ 1,412,680</b>	<b>\$ 1,533,258</b>	<b>\$ 1,232,888</b>	<b>\$ 1,232,888</b>	<b>\$ 1,506,304</b>
<b>NET INCOME/(LOSS)</b>	<b>\$ (668,276)</b>	<b>\$ 165,796</b>	<b>\$ 744,488</b>	<b>\$ 3,148,534</b>	<b>\$ 759,184</b>	<b>\$ 759,184</b>	<b>\$ 810,920</b>

### Lehman Foundation Income 2011-2017



Lehman Foundation Expenses 2011-2017



Feb 28, 2018

# Research Recovery Activities FY2017

Based on Feb 28, 2018 report by Director Saeedah Hickman,  
Research and Sponsored program at Lehman College

Total Awards: 115 grants  
 Value of Total Awards: 13.7M (an \$8.3M reduction from FY16)  
 Total F&A Recovered: 1.7 M

Full recovery (63/65% F&A):	34 grants
Partial recovery (46.7% F&A):	3 grants
Partial recovery (26% F&A):	4 grants
No recovery (<15% F&A):	74 grants

Total release time recovery \$0.76M

**Grand total \$2.46M**

**Lehman (major spending)**

\$0.1 M → CUNY

About \$1 M

**RF CUNY**

**Personnel: \$712,000**

- Office of Research and Sponsored Programs
- Human Subjects Protections Program (IRB)
- Animal Care Facility
- (other funding: Institute for Literacy Studies)
- (other funding: Online Education)

**Other than Personnel (OTPS): \$457,341**

- RF Annual Leave Liability
- Graduate Research Technology Initiative
- Internal Faculty Seed Programs
- Student Research Incentive Program
- Doctoral Science Scholars
- Animal Care Facility
- Net Return of F&A to Faculty (9%), Dept. (4%), Library (1%)

Next Budget meeting

May 2, 1:30-3:00pm

Shuster-336